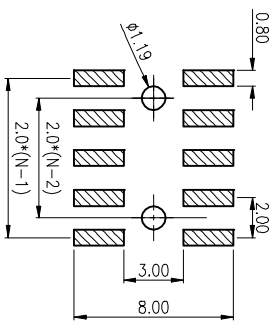
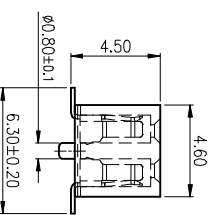
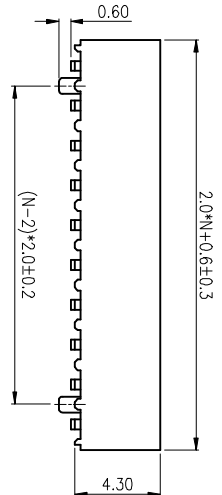
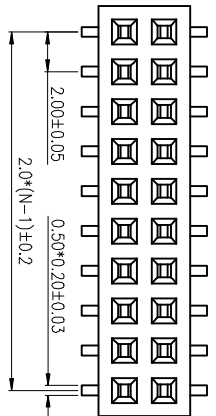


N=HALF OF PIN POSITIONS



RECOMMEND PCB LAYOUT
(TOLERANCE=±0.05)

REV	DESCRIPTION	DRAWN	CHECKED	APPROVED
A	NEW RELEASE	ZQJ 11/18/2014	~	ZQJ 11/18/2014
B	ADD P/N CODE	CJJ 11/18/2014	~	

NOTES:

1. ELECTRICAL CHARACTERISTICS:
 - 1.1 CONTACT RESISTANCE: 20mΩ Max. INITIAL.
 - 1.2 DIELECTRIC WITHSTANDING VOLTAGE: 500V AC(rms) FOR 1 MINUTE.
 - 1.3 INSULATION RESISTANCE: 1000MΩ Min.
2. ENVIRONMENT CHARACTERISTICS:
 - 2.1 TEMPERATURE: -40°C~+105°C.

GENERAL TOLERANCE		ANGLE TOLERANCE		PROJECTION		TITLE	
X	±0.60	X	±5°	UNITS	mm	DUAL ROW W/N LOCATE PEG S.M.T	
X	±0.38	X	±3°	SHEET SIZE	A4	慈溪蓝翎电子有限公司	
XX	±0.25	XX	±2°			CIXI LANLING ELECTRONICS CO., LTD.	
DRAWING TYPE		CUSTOMER					
SCALE		1:1					
DRAWING NO.		SHEET					
		1 OF 1					